



### District Report Card: 2017


<b>State:</b> Odisha	<b>District:</b> Sambalpur
<b>Class:</b> 5	<b>Subject:</b> Language
<b>Schools:</b> 24	<b>Students:</b> 437


### Participation/Coverage


#### Students

<div>GENDER</div> <div></div>	Boys				Girls			
	Number		%		Number		%	
	204		46.68		233		53.32	

<div>AREA</div> <div></div>	Rural				Urban			
	Number		%		Number		%	
	394		90.16		43		9.84	

<div>CATEGORY</div> <div></div>	SC		ST		OBC		GEN	
	Number	%	Number	%	Number	%	Number	%
	89	20.37	271	62.01	57	13.04	20	4.58

<div>CWSN</div> <div></div>	LD	VI	HI	S&LD	ID	Oth
	0	1	0	0	1	0

<div>Management</div> <div></div>	Government			Government-aided		
	Number		%	Number		%
	407		93.14	30		6.86

### Average Performance of Students in Language (%)

Overall	Gender		Area		Management		Social Group			
	Male	Female	Rural	Urban	Govt.	Aided	SC	ST	OBC	GEN
36.61	35.69	37.42	37.39	29.46	36.17	42.67	34.98	36.21	38.95	42.67

## Performance on Learning Outcomes (LOs)

Learning Outcomes	Description	Average Performance(%)
L504	Reads and comprehends independently storybooks, news items/ headlines, advertisements etc.	36.20
L508	Reads text with comprehension, locates details and sequence of events	36.82

Range of Performance of Students who Answered Correctly							
Below 30%		30% - 50%		50% - 75%		Above 75%	
Number	%	Number	%	Number	%	Number	%
171	39.13	179	40.96	78	17.85	9	2.06

### Lowest Performing Learning Outcomes (LOs)

- 1 - Reads and comprehends independently storybooks, news items/ headlines, advertisements etc. (36.20)
- 2 - Reads text with comprehension, locates details and sequence of events (36.82)